

Features

- Wide Band Operation 15-29GHz
- 360° Phase Shift
- Low Insertion Loss and Low Phase Error
- Single Control Operation
- Customization available upon request



Parameter	Min	Typ.	Max	Min	Typ.	Max	Units
Frequency Range	15		22	22		29	GHz
Phase Range		360			360		deg
Insertion Loss		10	12		20	26	dB
Insertion Loss Temperature Coefficient		0.003			0.003		dB/ °C
Phase Flatness		±15			±15		deg
Control Voltage	0	10		0	10		V
Input VSWR@ Insertion Loss State		2.0	2.5		2.0	2.5	:1
Output VSWR @ Insertion Loss State		2.5	2.8		2.5	3.1	:1
0.1dB Compression Point (P0.1dB)		20			20		dBm
Input Ip3		28			25		dBm
Current	5 Max.						mA
Impedance	50						Ω
Weight	0.35 Max.						ounces
Input / Output Connectors	2.92mm-Female						
Finish	Gold Plated						
Material	Aluminum						
Package Sealing	Hermetically Sealed (Optional)						

QOTANA TECHNOLOGIES

Voltage Control Phase Shifter 15-29GHz

Absolute Maximum Ratings

Control Voltage	0~ 15V
RF Input power	+20dBm

Environmental Specifications

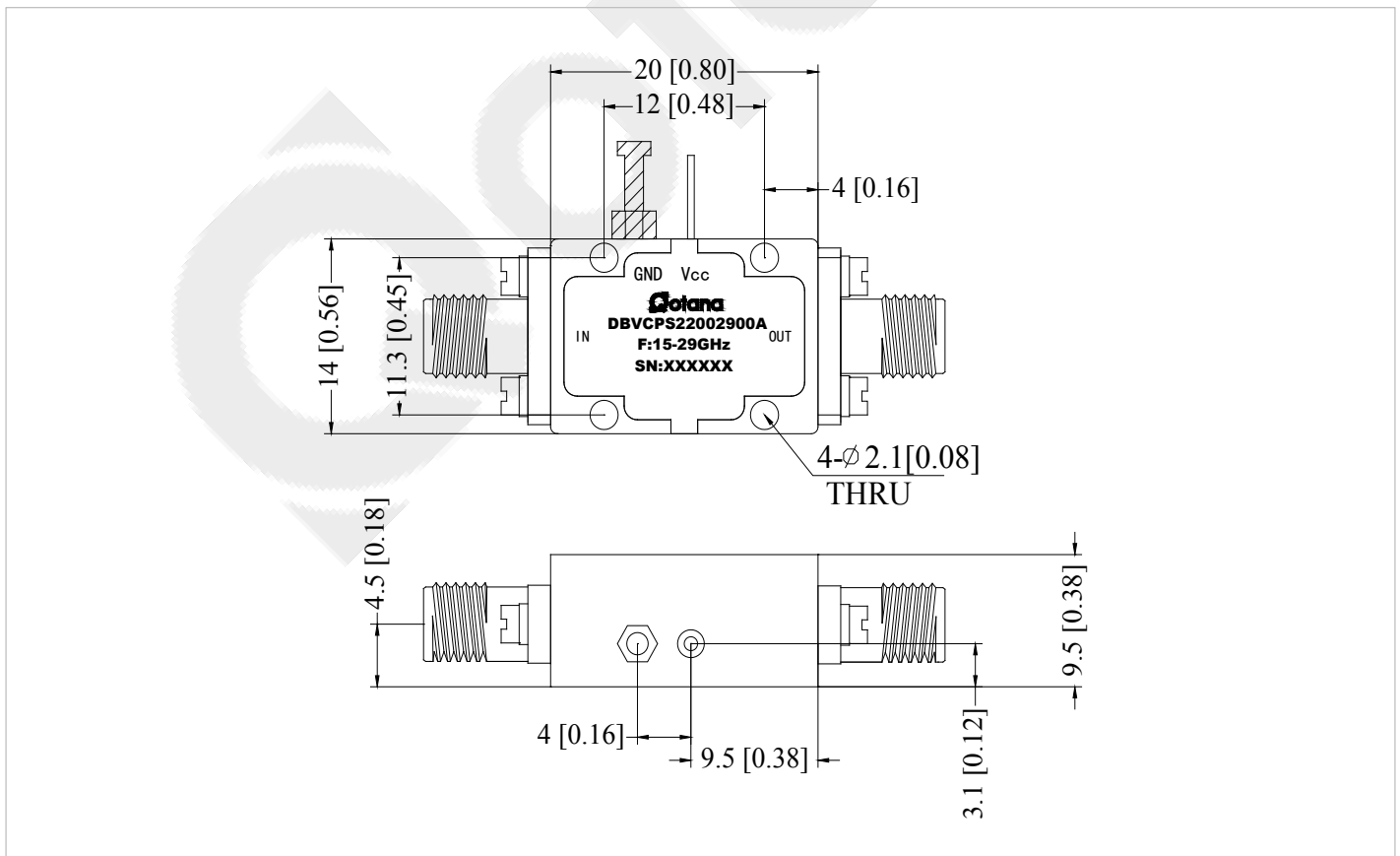
Operational Temperature	-40°C~+85°C
Storage Temperature	-50°C~+105°C
Altitude	30,000 ft. (Epoxy Sealed Controlled environment)
	60,000 ft. 1.0psi min (Hermetically Sealed Un-controlled environment) (Optional)
Vibration	25g RMS (15 degrees 2KHz) endurance, 1 hour per axis
Humidity	100% RH at 35°C, 95%RH at 40°C
Shock	20G for 11msec half sine wave, 3 axis both directions

Ordering Information

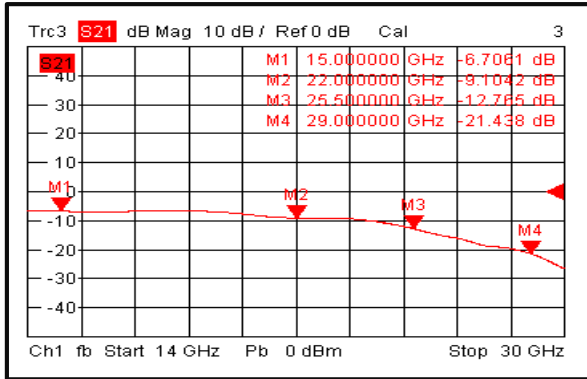
Part No.	Description
DBVCPS22002900A	15-29GHz Voltage Phase Shifter

Outline Drawing:

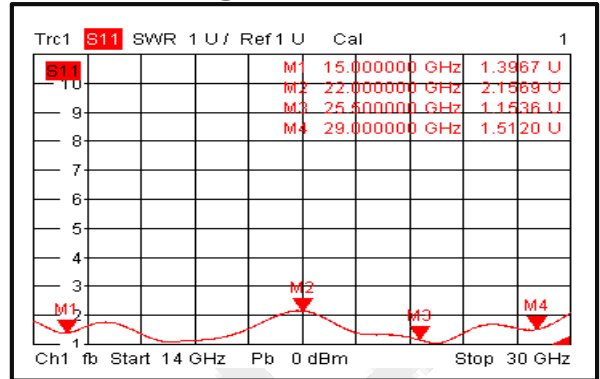
All Dimensions in mm (inches)



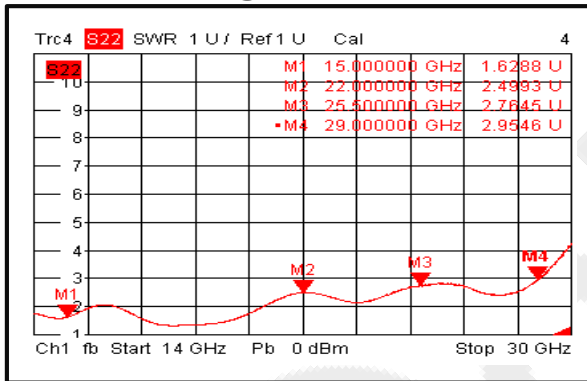
Insertion Loss @ +25°C



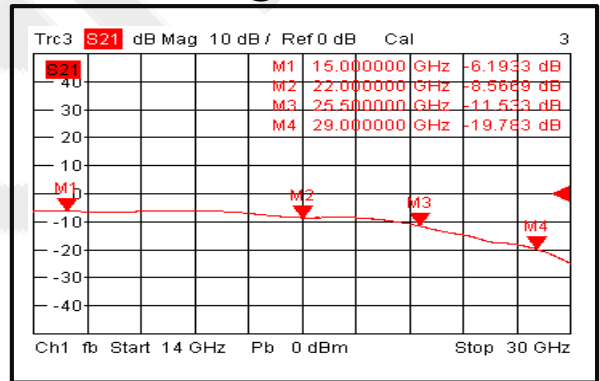
Input VSWR @ +25°C



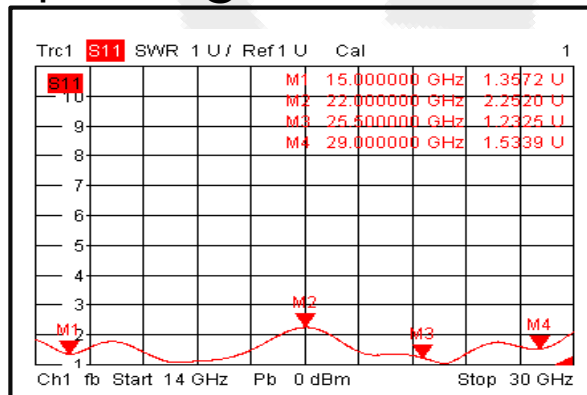
Output VSWR @ +25°C



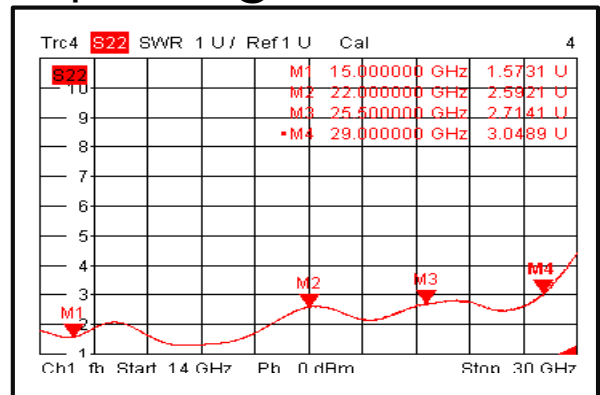
Insertion Loss @ -40°C



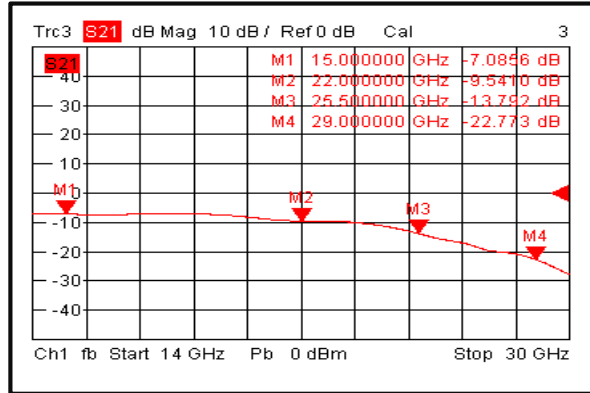
Input VSWR @ -40°C



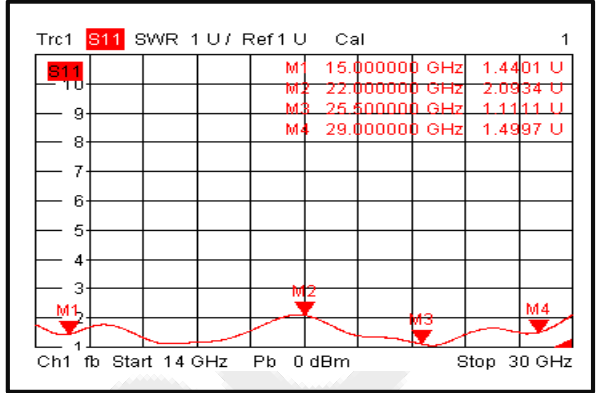
Output VSWR @ -40°C



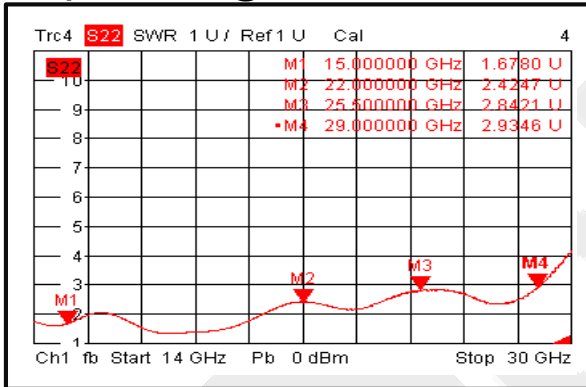
Insertion Loss @ +85°C



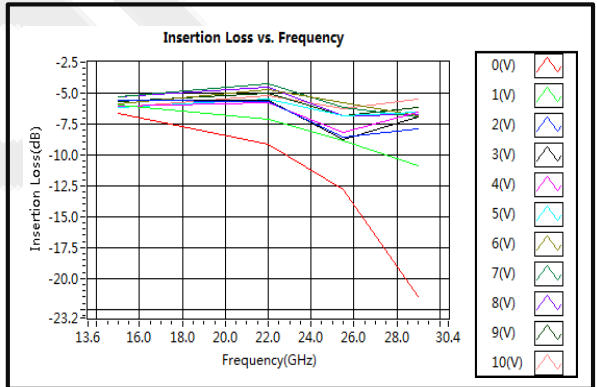
Input VSWR @ +85°C



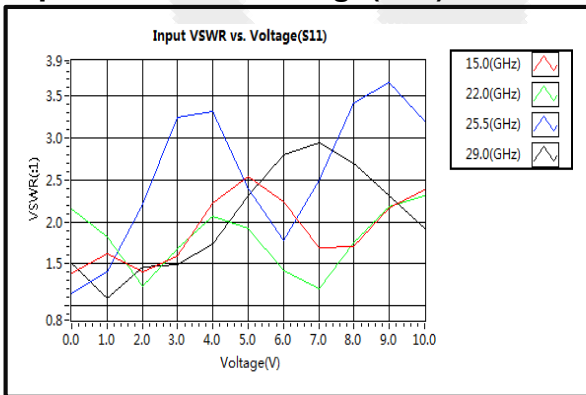
Output VSWR @ +85°C



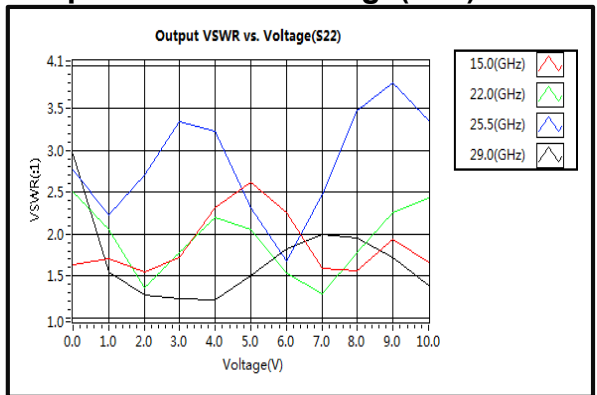
Insertion Loss vs. Frequency



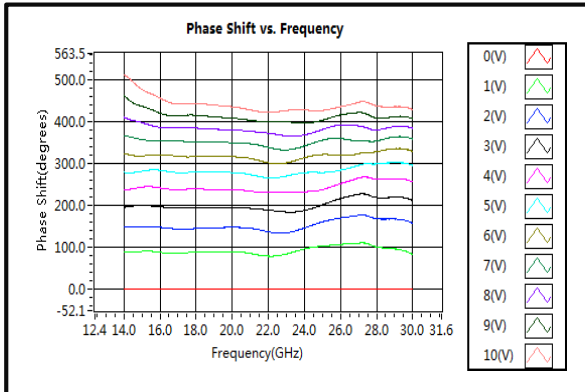
Input VSWR vs. Voltage(S11)



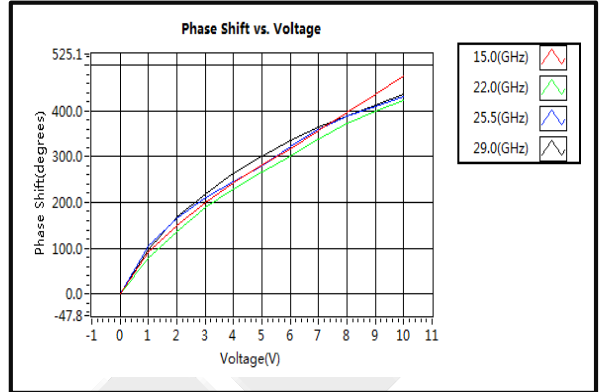
Output VSWR vs. Voltage(S22)



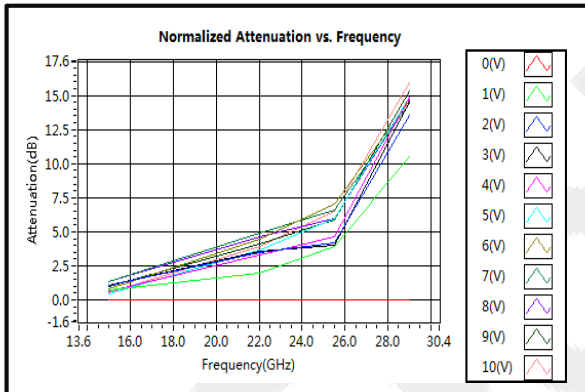
Phase Shift vs. Frequency



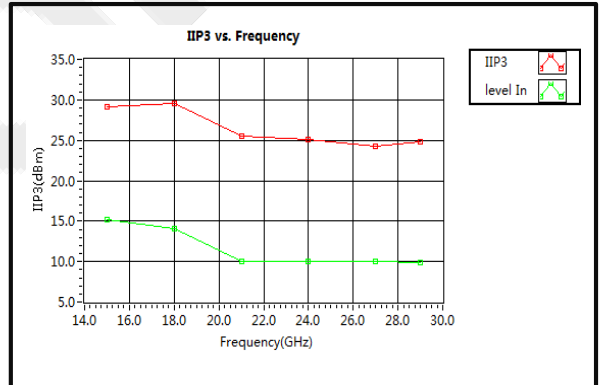
Phase Shift vs. Voltage



Normalized Attenuation vs. Frequency



IIP3 vs. Frequency



QOTANA TECHNOLOGIES and its affiliates reserve the right to make changes to the product(s) or information contained herein without notice. Visit www.qotana.com for additional data sheets and product information.