

Features

- High power handling up to 0.5W
- Wide band operation
- High isolation within operational band
- Low Insertion Loss
- Stable performance over temperature
- Aerospace and military applications
- LMDS multi-carrier operation
- High peak to average handling capability
- All specifications can be modified upon request



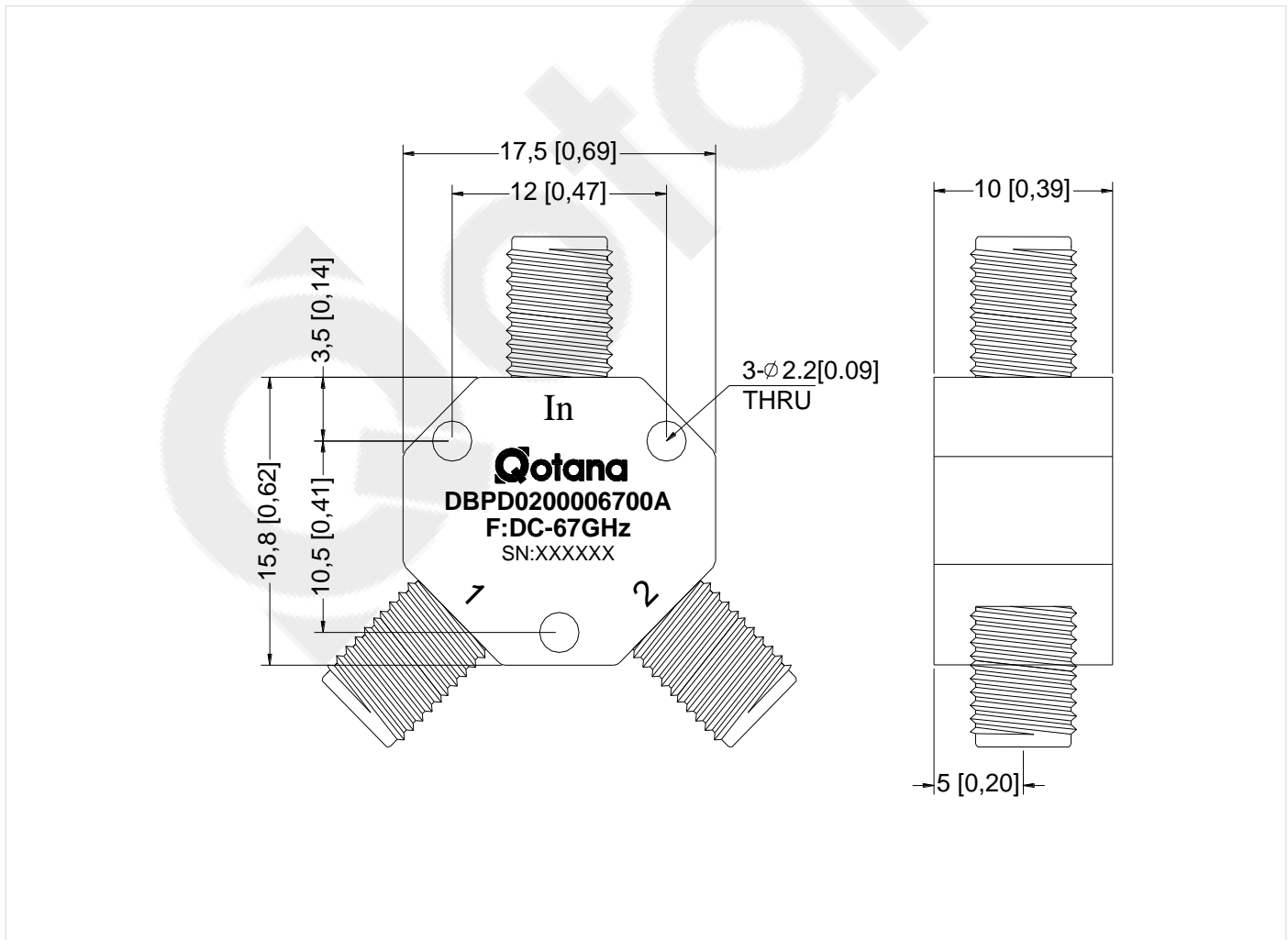
Parameters		Min.	Typ.	Max.	Min.	Typ.	Max.	Units
Frequency Range		DC		40	40		67	GHz
Insertion Loss			6.8	7.0		7.3	7.8	dB
Isolation			12			14		dB
Input VSWR			1.4	1.8		1.4	1.8	: 1
Output VSWR			1.9	2.2		2.5	3.0	: 1
Amplitude Imbalance			0.2	0.4		0.4	0.6	dB
Phase Imbalance			3	5		5	7	deg
Power Rating	Forward Power	0.5						W
	Peak Power	5						W
Impedance		50						Ohms
Weight		0.71						Ounces
Input / Output Connectors		1.85mm - Female						
Material		Aluminum						
Finishing		Gold Plating						

Environmental Specifications

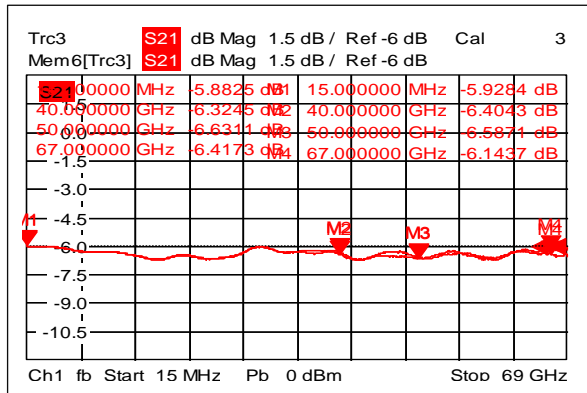
Operational Temperature	-45°C~+85°C
Storage Temperature	-55°C~+125°C
Altitude	30,000 ft. (Epoxy Sealed Controlled environment)
	60,000 ft. 1.0psi min (Hermetically Sealed Un-controlled environment) (Optional)
Vibration	25gRMS (15 degrees 2KHz) endurance, 1 hour per axis
Humidity	100% RH at 35c, 95%RH at 40°c
Shock	20G for 11msec half sine wave,3 axis both directions

Outline Drawing:

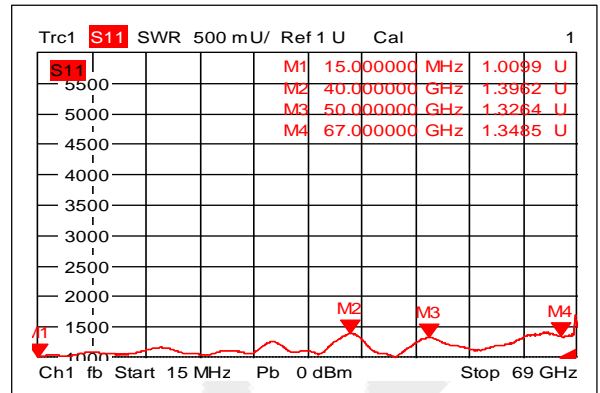
All Dimensions in mm (inches) Tolerance ±0.15(0.006)



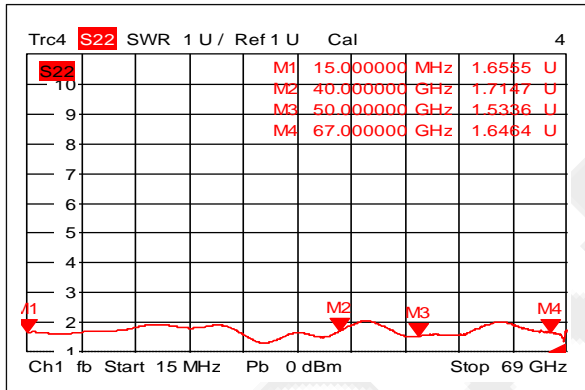
Loss & Amplitude Imbalance



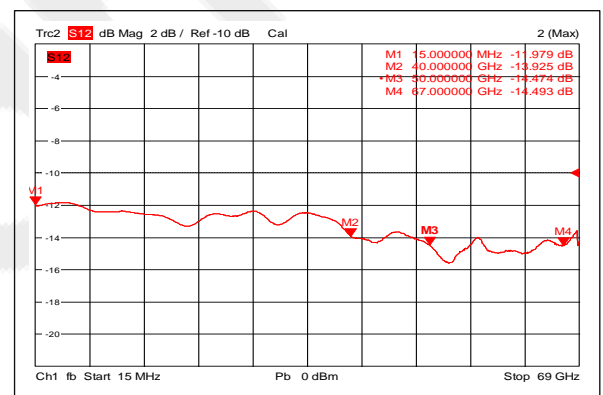
Input VSWR



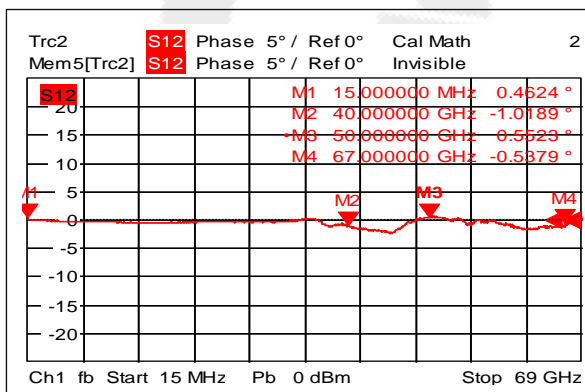
Output VSWR



Isolation



Phase Imbalance



QOTANA TECHNOLOGIES and its affiliates reserve the right to make changes to the product(s) or information contained herein without notice. Visit www.qotana.com for additional data sheets and product information.