

**Features**

- Wide Band Operation 0.1-0.5GHz
- Passive, High Isolation Limiter
- Low Insertion Loss and Good Return Loss
- High Power Handling Capability
- Customization available upon request



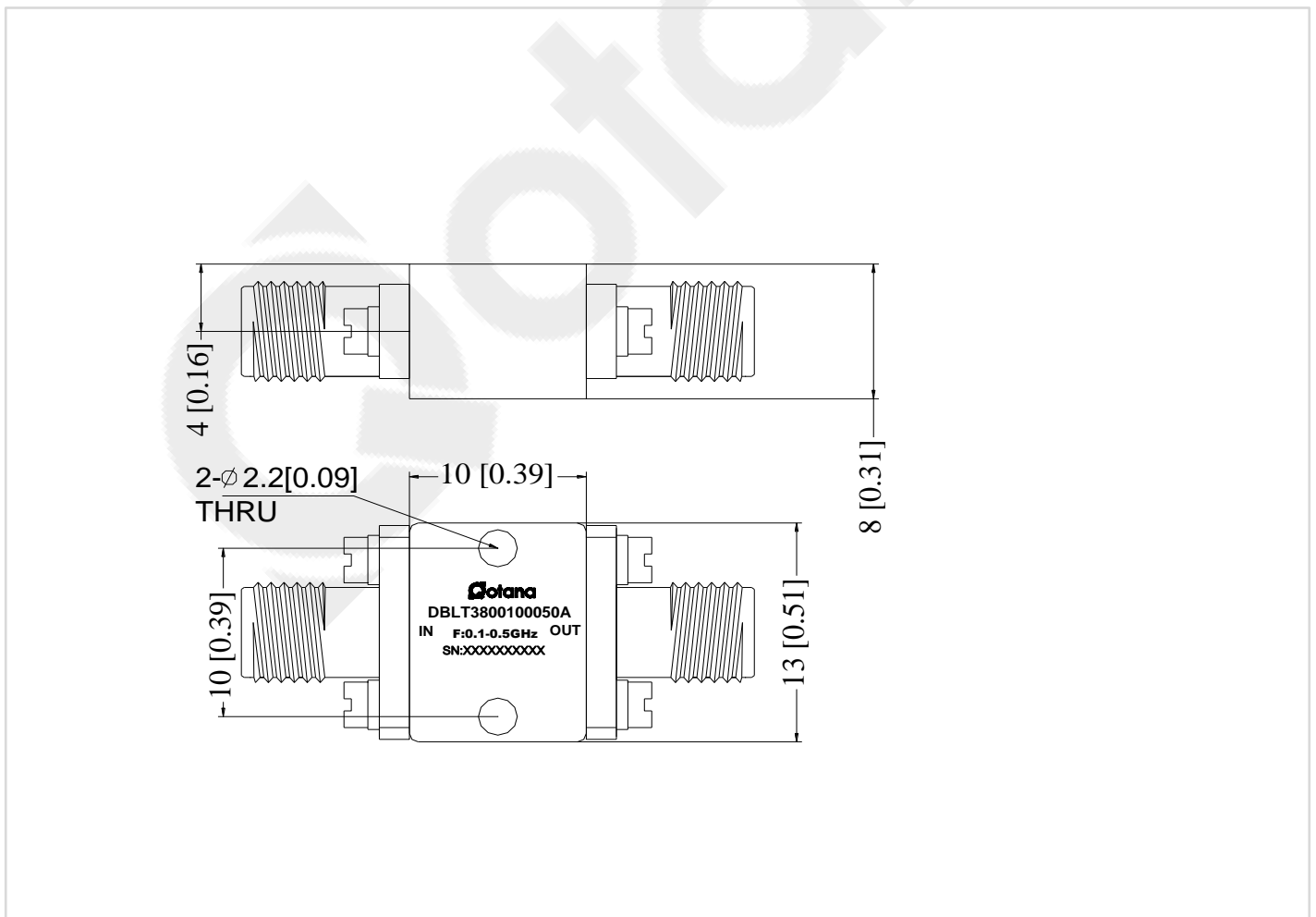
Parameter	Min.	Typ.	Max.	Units
Frequency Range	0.1-0.5			GHz
CW Input Power			5	W
Peak Power (30us with 5% duty cycle)			15	W
Insertion Loss		0.3	0.6	dB
VSWR		1.1	1.3	: 1
Flat Leakage at PIN > 30 dBm		17	20	dBm
Peak Power Leakage		20	25	dBm
Weight	0.35			ounces
Input / Output Connectors	SMA-Female			
Material	Aluminum			
Finish	Gold Plated			

**Environmental Specifications**

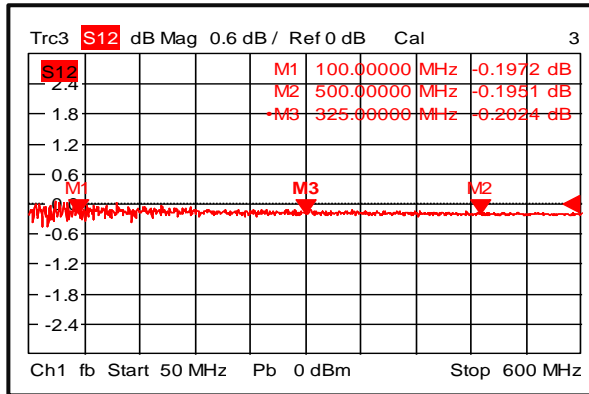
Operational Temperature (°C)	-45 to +85
Storage Temperature (°C)	-55 to +125
Altitude	35,000 ft. (Epoxy Sealed Controlled environment)
	60,000 ft. 1.0psi min (Hermetically Sealed Un-controlled environment) ( Optional )
Vibration	25g RMS (15 degrees 2KHz) endurance, 1 hour per axis
Humidity	100% RH at 35c, 95%RH at 40°C
Shock	20G for 11msec half sine wave,3 axis both directions

**Outline Drawing:**

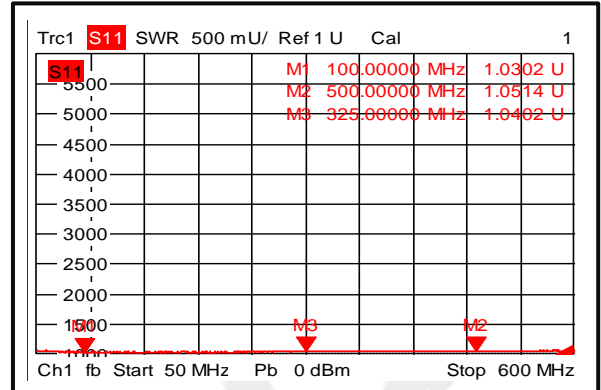
All Dimensions in mm ( inches ) Tolerance  $\pm 0.15$  ( 0.006 )



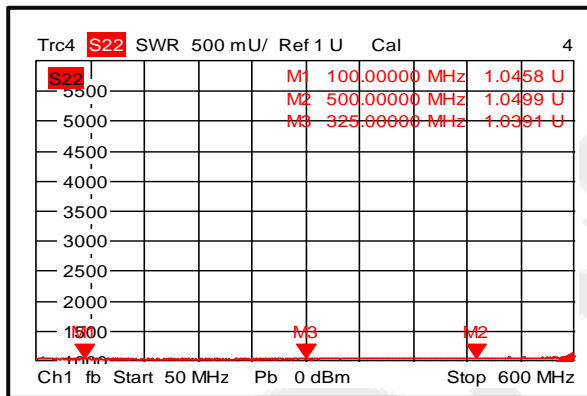
Insertion Loss



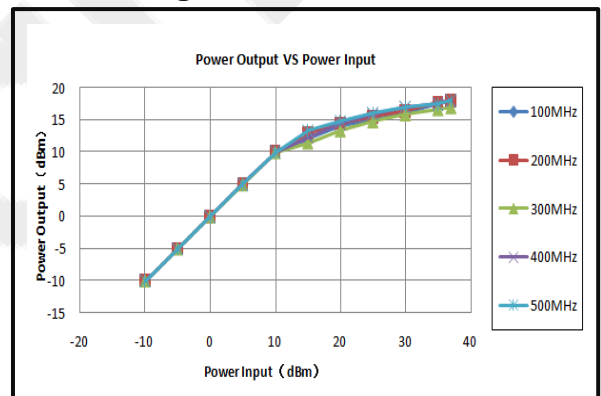
Input VSWR



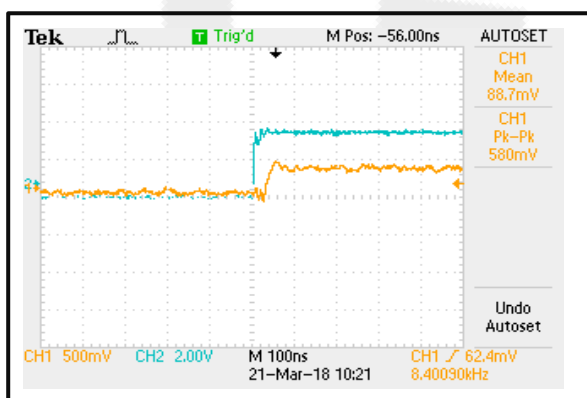
Output VSWR



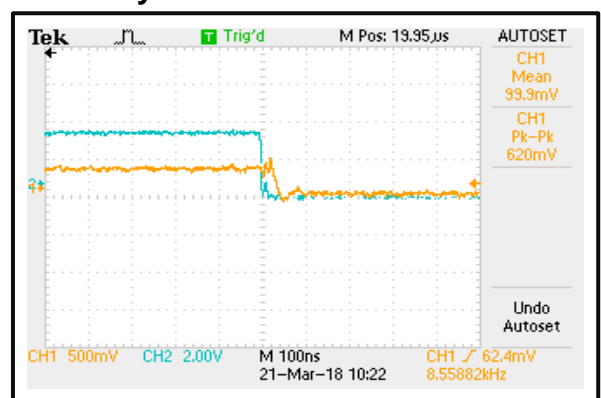
Flat Leakage



Limiting Speed



Recovery Time



QOTANA TECHNOLOGIES and its affiliates reserve the right to make changes to the product(s) or information contained herein without notice. Visit [www.qotana.com](http://www.qotana.com) for additional data sheets and product information.