

Features

- High power handling capability up to 2W
- Wide band operation
- High isolation within operational band
- Low Insertion loss
- Stable performance over temperature
- LMDS multi-carrier operations
- High peak to average handling capability
- All specifications can be modified upon request



Parameter	Min.	Typ.	Max.	Units
Frequency Range		9-10		GHz
Insertion Loss		0.35	0.4	dB
Isolation (Note 1)	20	21		dB
VSWR		1.2	1.25	:1
Forward Power (CW)			2	W
Reverse Power (CW)			2	W
Rotation	Counter Clockwise			
Input /Output Connector	Drop in			
Finishing	nickel plating			
Case Material	Aluminum alloy			
Weight		1.41		Ounces
Impedance		50		Ω

Note1 :

Units which have a narrower frequency bandwidth can achieve higher isolation & lower insertion loss

Bandwidth (5 ~10) % x Center Frequency (Isolation >23dB)

Bandwidth (20~30) % x Center Frequency (Isolation >21dB)

Bandwidth (40~60) % x Center Frequency (Isolation >20dB)

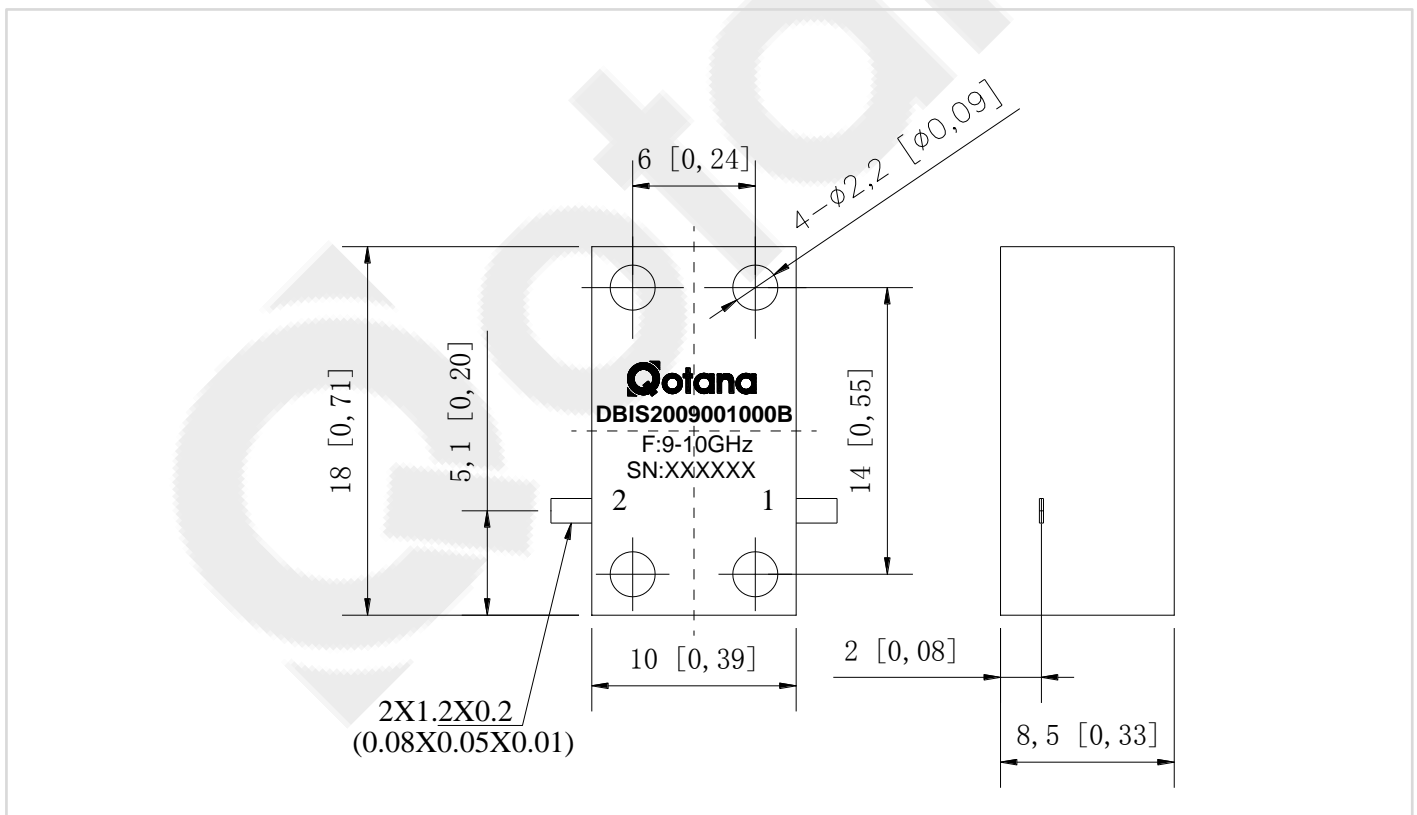
Ask manufacture for detail

Environmental Specifications

Operational Temperature	-40°C~+70°C
Storage Temperature	-40°C~+85°C
Altitude	30,000 ft. (Epoxy Sealed Controlled environment)
	60,000 ft. 1.0psi min (Hermetically Sealed Un-controlled environment) (Optional)
Vibration	25gRMS (15 degrees 2KHz) endurance, 1 hour per axis
Humidity	100% RH at 35°C, 95%RH at 40°C
Shock	20G for 11msec half sine wave, 3 axis both directions

Outline Drawing:

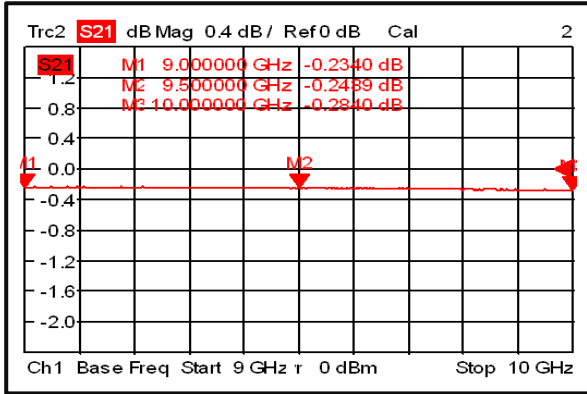
All Dimensions in mm (inches)



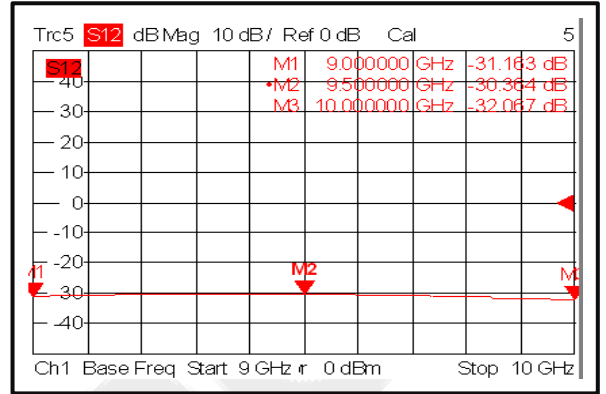
Note:

Due to the isolators and circulators belong to magnetic components, please far away from the magnetic matters by over 2 inches when you install or place.

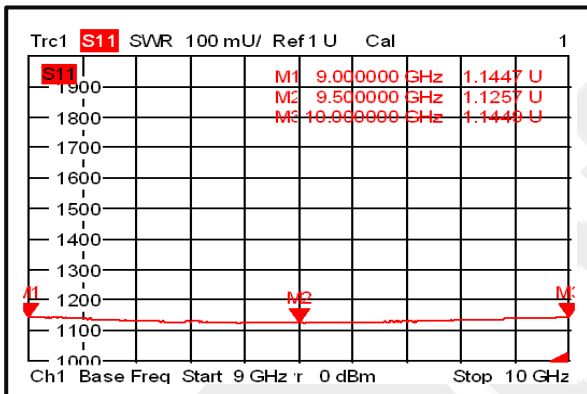
Insertion Loss



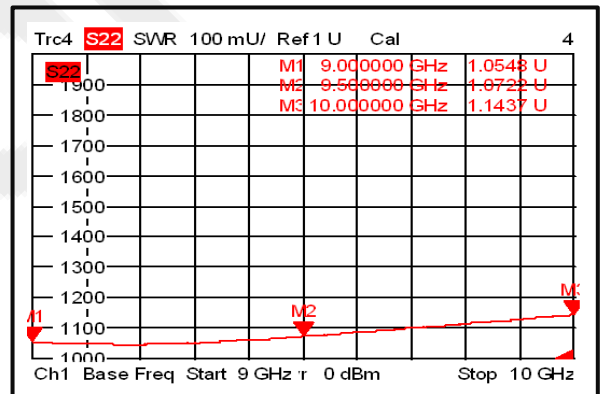
Isolation



VSWR 1



VSWR2



QOTANA TECHNOLOGIES and its affiliates reserve the right to make changes to the product(s) or information contained herein without notice. Visit www.qotana.com for additional data sheets and product information.